



# RECOVERY OF AIR TRANSPORTATION IN CANADA



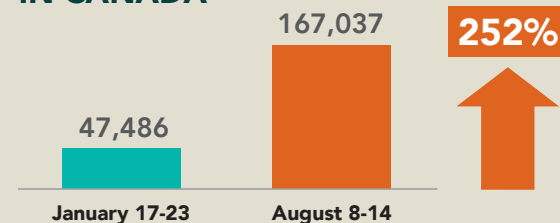
## PASSENGER VOLUME

### FOR THE WEEK OF AUGUST 8-14

Daily average of passenger departures were **167,037**. This is about **81%** of 2019 levels.

Between January and August 2022, daily passenger volumes in Canada grew by **252%** while in comparison, U.S. daily passenger volumes grew by **64%**.

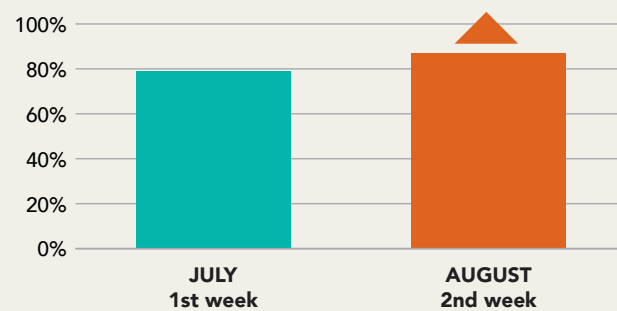
### AVERAGE DAILY PASSENGERS IN CANADA



## SECURITY SCREENING

**87%** of passengers departing Canada's top four airports were screened by CATSA within 15 minutes over the second week of August, up from **79%** of passengers over the first week of July.


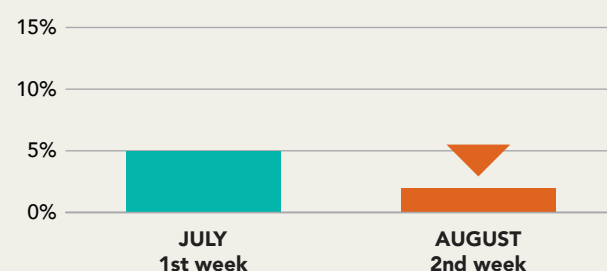
Percent screened within 15 minutes (Toronto-Pearson, Vancouver, Montréal-Trudeau and Calgary)



## FLIGHT COMPLETIONS

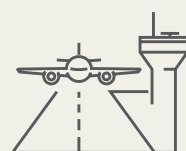
Only **2%** of flights planned for Canada's top four airports over the second week of August were cancelled. This has dropped from **5%** over the first week of July.

Flight cancellations (Toronto-Pearson, Vancouver, Montréal-Trudeau and Calgary)



## ON-TIME DEPARTURES PERFORMANCE

Over the second week of August, **86%** of flights left on time, or within one hour of their scheduled departure. This is up from under **75%** for the first week of July.



## INTERNATIONAL ARRIVALS PERFORMANCE

Over the second week of August, **2%** of arriving international flights at Toronto-Pearson airport were held on the tarmac due to congestion in the customs hall as compared to **18%** over the first week of May.

